



General Fiction

Just a Storm



Jolly
Phonics

Teachers and parents

Before tackling these Orange Level Readers, a child will need to be able to do the following:

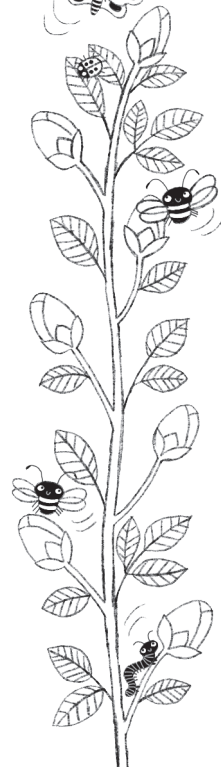
- Say the sounds made by the lower-case letters, digraphs and capital letters shown below;
- Match the lower-case letters to the corresponding capital letters;
- Read (blend) regular words containing these letter sounds.

Letter sounds

s a t i p n
c k e h r m d
g o u l f b
ai j oa ie ee or


Capital Letters

S A T I
P N C K
E H R M
D G O U
L F B J



Big, fat raindrops
dripped and plopped.

ai • Or
oa Oa
or → Ai
ie J
j Ee
ee Ie



A black goat with yellow eyes and a red alarm clock are the central focus. The goat is sitting on a pile of hay or straw. The background is a dark, textured forest scene with a blue pond and a brown frog. A large yellow speech bubble at the top contains the text 'Drip, drop, plip, plop!'. A smaller yellow speech bubble next to the goat contains the text 'Listen!'. A white rectangular box at the bottom contains the text 'Listen!' moaned Goat. There are also some water droplets falling from the top right.


Drip, drop, plip, plop!

Listen!

'Listen!' moaned Goat.

Goat snored. Goat snored a lot.

ai, ee,
ie, oa!





It's just Goat.

'It's just Goat,' groaned Magpie.

Tips for teachers and parents

- Some English words have silent letters, such as the <e> in 'gone', which are not pronounced when the word is read. In these books, silent letters are shown in faint type. Remind the child not to say the faint letters when blending the word.
- The letter <s> is sometimes pronounced /z/, especially at the ends of words such as 'is' and 'his'. Similarly, <d> can sound like /t/ at the ends of words such as 'hopped'. Children do not usually have trouble reading these words, but they might need some help and guidance at the beginning.

An important part of becoming a confident, fluent reader is a child's ability to understand what they are reading. Below are some suggestions on how to develop a child's reading comprehension.

- Encourage the child to think about what might happen next. It does not matter whether the answer is right or wrong, so long as the suggestion makes sense and demonstrates understanding.
- Pick out any vocabulary that might be new to the child and ask what (s)he thinks it means. If (s)he does not know, explain it and relate it to what is happening in the book.
- Encourage the child to summarise what (s)he has read.

What's in the book?

- Who tries to fix the hole in the barn roof?
- Who has an alarm clock?
- What wakes up Horse, Foal, Toad, Frog and Magpie?

What do you think?

- Why do you think Goat is scared of noises at night?
- Why are Horse, Foal, Toad, Frog and Magpie cross with Goat?

Reading
comprehension



Orange Level Readers

Level
0

Level
1

Level
2

Level
3

Level
4

Group 1: Ants

Snap
Tips

Group 2: Hen and Cat's Picnic

Pet Panic
Dad's Red Tent

Group 3: Golf Is Not Fun

Brett's Dragon
Duck Gets Stuck

Group 4: Just a Storm

Red Jack's Fort
Jaiden's Lies

Group 5: A Hospital Visit

A Pong at Oakwood Zoo
Seven Elves

Group 6: An Omelette for Lunch

Fox Cub Stops Yelling
A Boxfish in a Rush

Group 7: Mervin's Garden

Spoilsport
In the Attic

Jolly Phonics

Jolly Phonics Readers are fully decodable books for new readers.

These Orange Level Readers have a very **carefully controlled vocabulary** and are specifically designed for children who are learning to read and write with *Jolly Phonics*. The text in the first three books uses only **decodable regular words** made up from the first group of letter sounds; the text in the next three books uses only the first and second groups of letter sounds and so on, so that the **text builds up cumulatively**. The final three books in this set also include a small number of **'tricky' words** (frequently used words that are not fully decodable at this stage).

Faint type is used for any silent letters, such as the <e> in 'gone'.

Comprehension questions and discussion topics are included at the end of the book. These ensure that children are not only able to read the text, but also get meaning from the stories.



Jolly Learning Ltd

© Louise Van-Pottelsberghe 2018 (text) © Jan Smith (Beehive Illustration) 2018 (illustrations)

www.jollylearning.co.uk info@jollylearning.co.uk

Tailours House, High Road, Chigwell, Essex, IG7 6DL, UK. Tel: +44 20 8501 0405
82 Winter Sport Lane, Williston, VT 05495, USA. Tel: +1-800-488-2665

This book contains the following:

Letter Sound Groups

1. s a t i p n
2. c k e h r m d
3. g o u l f b
4. ai j oa ie ee or
5. z w ng v oo oo
6. y x ch sh th th
7. qu ou oi ue er ar

Tricky Words

I
the
she
he
me
we
be

All of the letter sounds and tricky words used in this book are also shown on the front inside cover; these can be used as a quick practice activity before starting the book.

ISBN 978-1-84414-540-9



9 781844 145409

Reference: JL409