








Name _____


My Name Is Shoshana


I will need:


-  pencil
-  paper
-  scissors
-  glue


1. Cut out each sentence.
2. Stick them in the correct order on a piece of paper.
3. Draw a bubble next to each sentence and write how Shoshana felt at each part of the story.


 — — — — —
| Shoshana is going to a
| new school.
| Everyone is excited.


 — — — — —
| Mum picks up Shoshana
| from school.

 — — — — —
| At dinner, Shoshana tells
| everyone about her day
| at school.

 — — — — —
| Her teacher is Miss Clark.
| She wants them to play a
| name game.

 — — — — —
| Shoshana and Miss Clark
| help the children say her
| name correctly.

 — — — — —
| Mum explains that she
| has a beautiful name. She
| may be teased.

 — — — — —
| Shoshana is happy with
| her name.



Name _____

I will need:

 pencil

My Name Is Shoshana

Punctuate the following sentences using the marks below as a guide.

“ ”

speech
marks

,

comma

.

full stop

!

exclamation
mark

'

apostrophe

1) Shoshana you have a beautiful name said Mum

2) Im going to say near far shining star then Ill say my name
and my favourite colour

3) Good morning Shoshana said the children

4) Bye Shoshana See you tomorrow