



Name _____

I will need:

 pencil

Cooking with Dad

Practise writing the word ending "ing". Complete the sentences by dropping the final "e" and adding "ing" in the spaces. The first one has been done for you.

1. I can make my lunch.

I am making my lunch.

2. I can ride my bike.

I am _ _ _ _ _ my bike.

3. I can bike to the park.

I am _ _ _ _ _ to the park.

4. I like to taste the pizza.

I like _ _ _ _ _ the pizza.

5. I can make pizza.

I am _ _ _ _ _ pizza.

Draw a picture beside one of the sentences.



Name _____

I will need:

 pencil

 scissors

 glue

Cooking with Dad


1. Cut out the captions and the signal words.
2. Paste each signal word and its caption in the correct order onto a separate sheet of paper. For example: "Now, put on the cheese."

Captions

 put them in the oven.

 get the ingredients.

 wash your hands.

 put on the cheese.


 put on some sauce.


Signal Words

 Now,

 Finally,

 Next,

 Then,

 First