



# MacGear Australia

## Sphero Update

March 2019 | [salesau@macgeargroup.com](mailto:salesau@macgeargroup.com) | 02 9435 0387

# Sphero: Apps: Activities for the Australian Curriculum



## FEB 2019 UPDATE

Sphero is very excited to announce the alignment of their Sphero-created activities to the **Australian Curriculum!**

To identify these, install the **Sphero Edu Desktop App** on to your preferred Device. (Windows or Mac or ChromeOS)



Make sure your device has the minimum operating system as follows:

- Windows 10.0.16299.0+
- ChromeOS 50+
- MacOS 10.12+


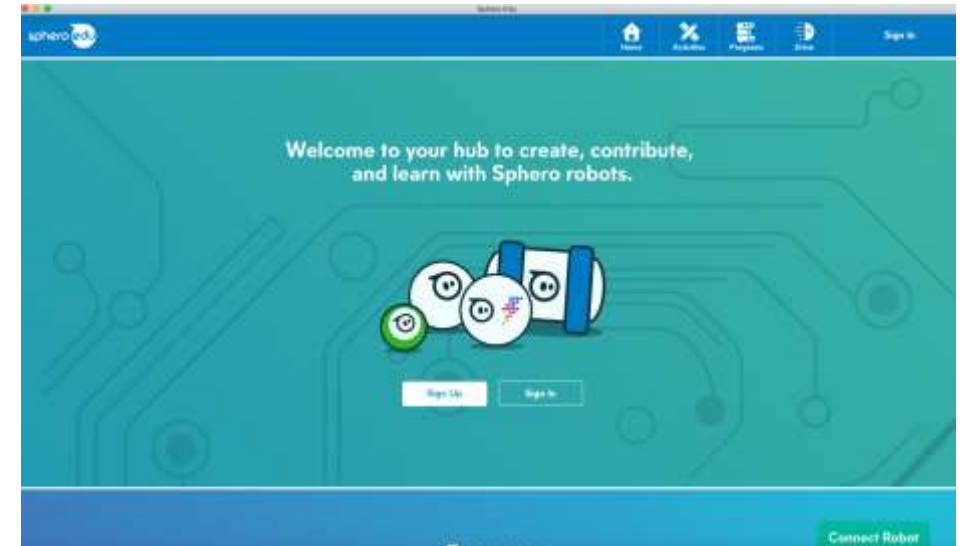
# Sphero: Apps: Activities for the Australian Classroom



Open Desktop App

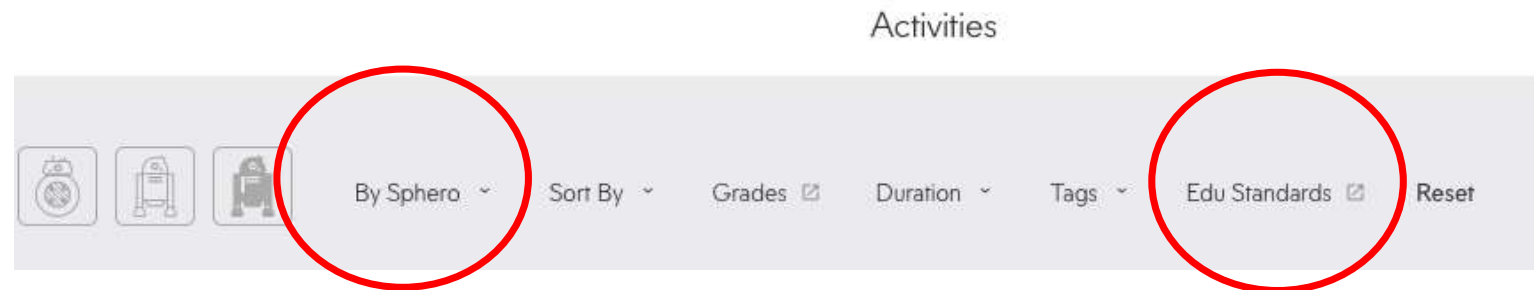
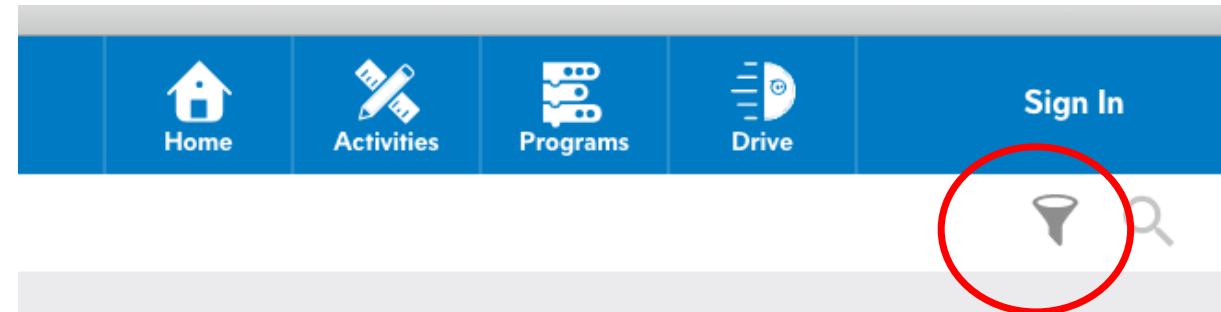
Once you have installed the **Sphero Edu Desktop App** onto your preferred device, you will need to navigate the activities as follows:

1. Open the **Desktop Sphero Edu App**
2. At the moment the **identification of the AU Activities** can only be searched via the Desktop App. Don't worry; once identified you and your students will be able to use them via the Desktop and Mobile Sphero Edu Apps!
3. Choose, **Activities**



# Sphero: Apps: Activities for the Australian Classroom

4. Choose the **Filter** option
5. Then filter **by Sphero**
6. Choose, **Edu Standards**



# Sphero: Apps: Activities for the Australian Classroom

7. Select, **AU-ACTD** under Standards  
*For the time-being further filtering by Subjects or Grades isn't available for AU-ACTD, so best to keep these unchecked*
8. Then select the **Submit** button

### Filter by Education Standards

×

Reset Filters

#### Standards

- AU-ACTD
- CCSS
- CSTA
- Florida
- Key Stages
- NGSS
- NZ-DTC
- Scotland
- Texas

#### Subjects

- Art
- Communication
- Language Arts
- Math
- Science
- Technology

#### Grades

Kindergarten

1 2 3 4 5

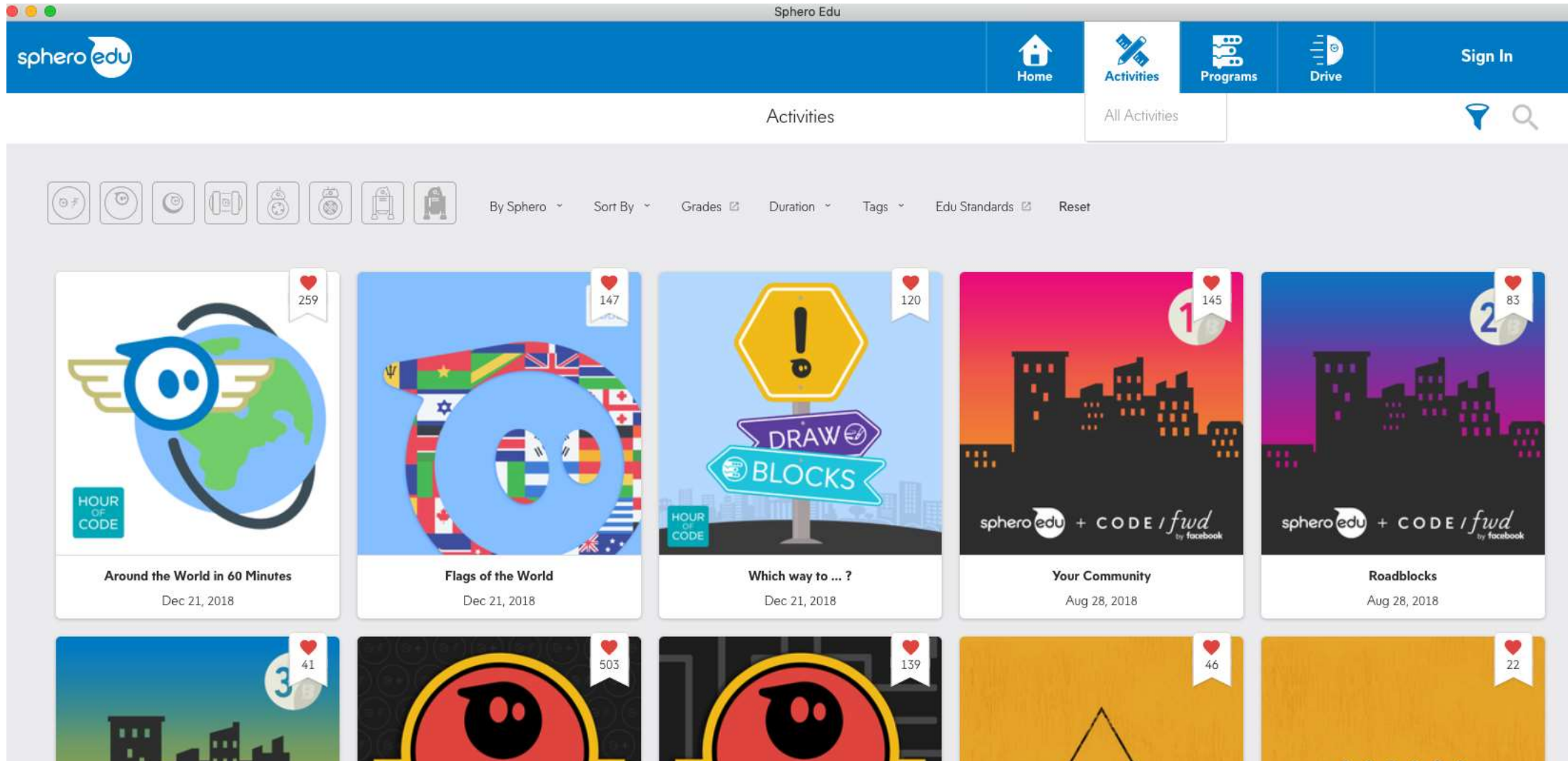
6 7 8 9 10

11 12

Submit

# Sphero: Apps: Activities for the Australian Classroom

9. You will then see all the Sphero-created Activities aligned to the Australian Curriculum!



The screenshot displays the Sphero Edu website interface. At the top, there is a navigation bar with the Sphero Edu logo and buttons for Home, Activities, Programs, Drive, and Sign In. Below the navigation bar, the page title "Activities" is centered, with a search icon and a filter icon to the right. A secondary navigation bar contains various activity icons and filter options: "By Sphero", "Sort By", "Grades", "Duration", "Tags", "Edu Standards", and "Reset".

The main content area features a grid of activity cards. Each card includes a title, a date, and a heart icon with a number indicating the number of likes. The activities shown are:

- Around the World in 60 Minutes** (Dec 21, 2018) - 259 likes. Features a globe with wings and the "Hour of Code" logo.
- Flags of the World** (Dec 21, 2018) - 147 likes. Features a large letter 'O' composed of various national flags.
- Which way to ... ?** (Dec 21, 2018) - 120 likes. Features a yellow hexagonal warning sign with an exclamation mark and a signpost with "DRAW" and "BLOCKS" directions. Includes the "Hour of Code" logo.
- Your Community** (Aug 28, 2018) - 145 likes. Features a silhouette of a city skyline against a pink and orange background. Includes the "Sphero Edu + Code ifwd by facebook" logo.
- Roadblocks** (Aug 28, 2018) - 83 likes. Features a silhouette of a city skyline against a purple and blue background. Includes the "Sphero Edu + Code ifwd by facebook" logo.

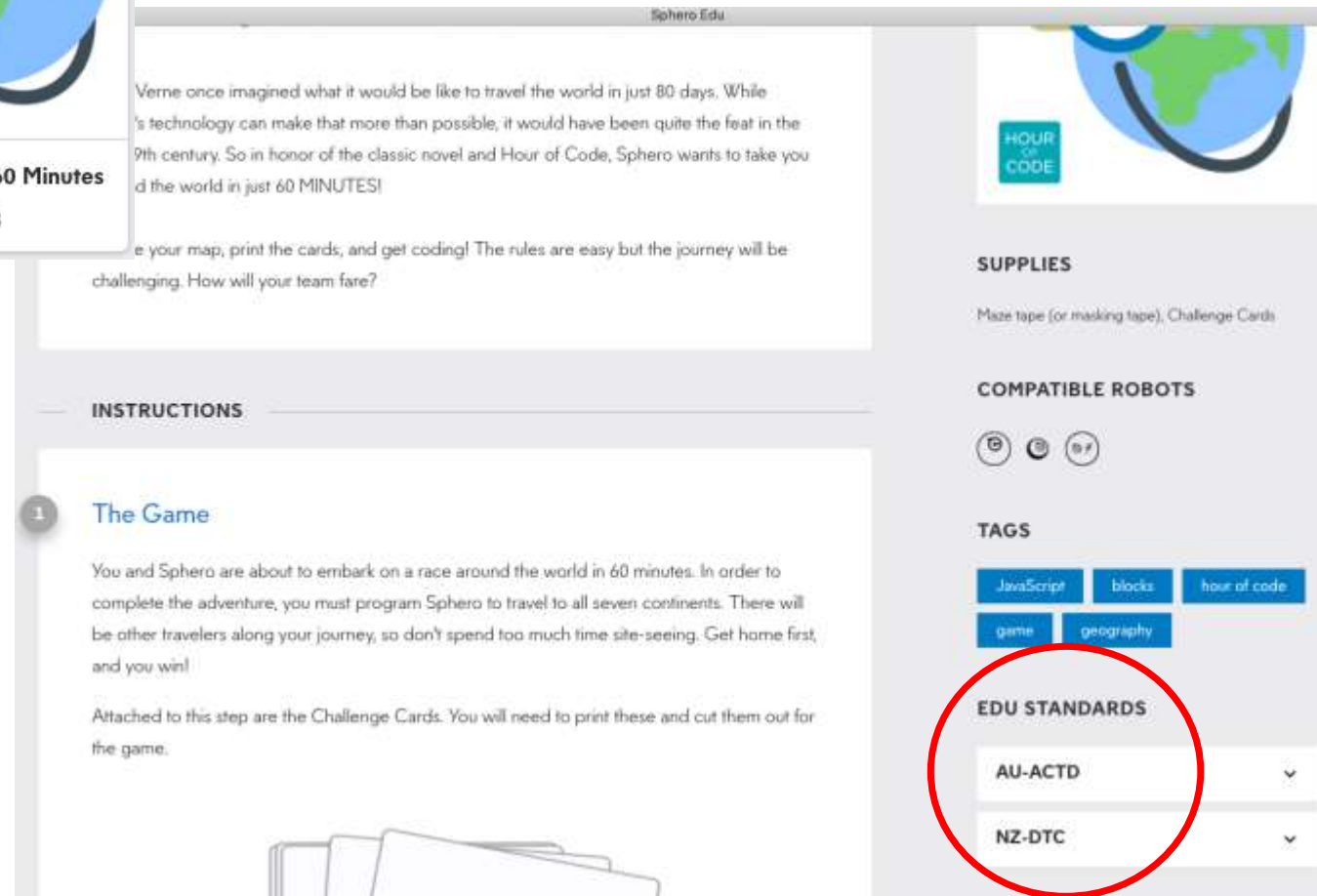
Below these, the top of several other activity cards are visible, including one with 41 likes, one with 503 likes, one with 139 likes, one with 46 likes, and one with 22 likes.

# Sphero: Apps: Activities for the Australian Classroom

10. Choose your preferred Activity, for example, **Around the World in 60 Minutes**



11. Then under **EDU-STANDARDS** you will be able to see the reference to the Australian Curriculum



The screenshot shows the Sphero Edu interface for the activity 'Around the World in 60 Minutes'. The page includes a description of the activity, instructions, and a list of compatible robots. The 'EDU STANDARDS' section is highlighted with a red circle, showing 'AU-ACTD' and 'NZ-DTC' as available standards.

**EDU STANDARDS**

- AU-ACTD
- NZ-DTC

# Sphero: Apps: Activities for the Australian Classroom

12. Once identified, the Educator can then have the Learners open the Sphero Edu App on compatible Mobile or Desktops and complete the activity!



13. Now available: Sphero Edu Australian Teacher Guide now with more content for Australian classrooms, including **Sphero Units of Learning**

Download today: <https://we.tl/t-QUNVnTsm7Q>







# THREE DIFFERENT ROBOTS. ALL KINDS OF AWESOME.



## SPHERO BOLT



## SPHERO SPRK+



## SPHERO MINI

### FEATURES

With a striking 8x8 LED matrix and advanced sensors, the Sphero BOLT app-enabled robot provides endless opportunities to be creative and have fun while learning.

Designed to inspire curiosity, creativity, and invention through connected play and coding, SPRK+ is far more than just a robot.

Sphero Mini packs tons of fun into a tiny, app-enabled robotic ball. Drive, play games, learn to code, and more.

### SHELL

Clear, Durable, Waterproof, Scratch-Resistant.  
Shell is sealed and does not open.  
Simple, Inductive charging.

Clear, Durable, Waterproof, Scratch-Resistant.  
Shell is sealed and does not open.  
Simple, Inductive charging.

Colourful, Interchangeable.  
Shell pops open for changing and charging.  
Micro USB charging.

### PLAYTIME

2 Hrs

1 Hr

45 Mins

### TOP SPEED

2 Metres per sec

2 Metres per sec

1 Metre per sec

### SENSORS

Motor Encoders, Gyroscope, Accelerometer, 8x8 Matrix, Infrared, Compass, Light Sensor

Motor Encoders, Gyroscope, Accelerometer

Motor Encoders, Gyroscope, Accelerometer

### APPS

Sphero Edu & Sphero Play

Sphero Edu & Sphero Play

Sphero Edu & Sphero Play

### PLATFORM

iOS, macOS, Android, Windows, Kindle, Chrome)  
Swift Playgrounds (iOS)

iOS, macOS, Android, Windows, Kindle, Chrome)  
Swift Playgrounds (iOS)

iOS, macOS, Android, Windows, Kindle, Chrome)  
Swift Playgrounds (iOS)

### WHAT'S IN THE BOX

- Sphero BOLT
- Inductive Charging Base & USB cable
- Protractor / clock
- Sticker Sheet
- Quick Start Guide

- Sphero SPRK+
- Inductive Charging Base & USB Cable
- Maze tape
- 360° protractor
- Sticker Sheet
- Quick Start Guide

- Sphero Mini
- Micro USB charging cord
- 3 Mini traffic cones
- 6 Mini bowling pins
- Quick Start Guide

### SKUS

K002ROW. Also available in a 15 Pack Edu (K002EDU001) and 15 Pack Power Pack (PP02ROW)

K001ROW. Also available in a 12 Pack Edu (EDU005) and 12 Pack Power Pack (PP01RW1)

M001BRW, M001ORW, M001PRW, M001WRW, M001GRW



# MacGear Australia

## Thank you!

March 2019 | [salesau@macgeargroup.com](mailto:salesau@macgeargroup.com) | 02 9435 0387